

RA~SHEEBA ATTUNEMENT PROCEDURE - LEVEL 1

TO BE PERFORMED BY RA~SHEEBA MASTERS ONLY

(CLEAR and PREPARE the room if not already done).

FIRSTLY there is a "CLEARING" for the client that must be done.

The Clearing consists of the following RA~SHEEBA Symbols

- Ka-Toth (The KEY)
- Ka-Set
- Order of the Dragons
- Order of the Priesthood

Ka-Toth (as always) is used as the KEY to OPEN the session.

The Ka-Set, Order of the Dragons and Order of the Priesthood are to be drawn individually covering the Crown, Third Eye and Heart Chakras one after the other.

Now move to the side of the client.

Draw the three symbols AGAIN covering the Power, Sexual and Base Chakras. Again draw them individually and one after the other.

The clearing is now finished and you may advise the client that the RA~SHEEBA Attunement is about to begin.

(In a Workshop the Clearing is done in the FIRST Attunement ONLY. There will be three Attunements during the day.)

Standing at the Head of the client, raise your arms and ask for the Energy of ISIS to be with you.

Drawn individually covering The Crown, Third Eye and Heart Chakras one after the other:-

- The Order of the Dragons
- The Order of Egypt
- The Order of Pharaoh
- Order of the Priesthood

Blow the Dragon Breath DOWN over the above Chakras

Now move to the side of the client.

Draw the four symbols again covering the Power, Sexual and Base Chakras. Again draw them individually and one after the other.

Blow the Dragon Breath DOWN over the above Chakras

Move back to the Head of the client and now, raising your arms again, ask for the Energy of RA to be with you. When you feel the energy, repeat the process.

- Draw "The Door" Symbol
- Draw "The Seal of ISIS"

Slowly turn the music down and advise the client IN A LOW VOICE, that the RA~SHEEBA Attunement is finished and they may open their eyes in their own time.

IF TWO PEOPLE ARE WORKING TOGETHER.

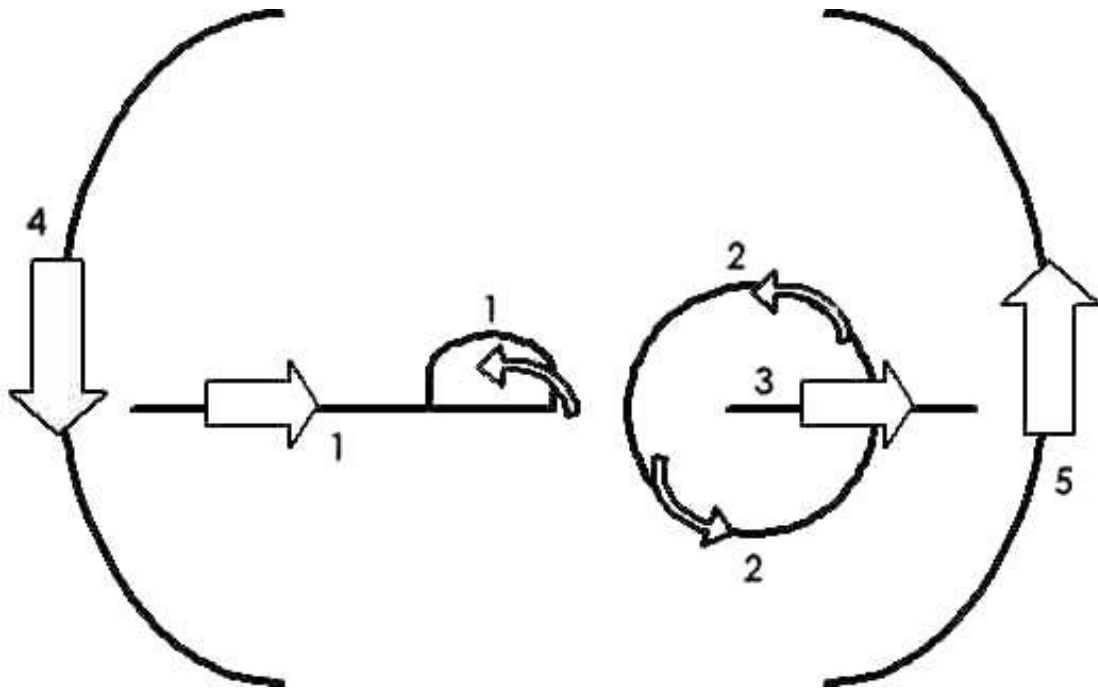
Do the above but take it in turns.

One will follow the steps of calling in ISIS Energy and the other will "HOLD" the energy at the feet (2 feet below the feet).

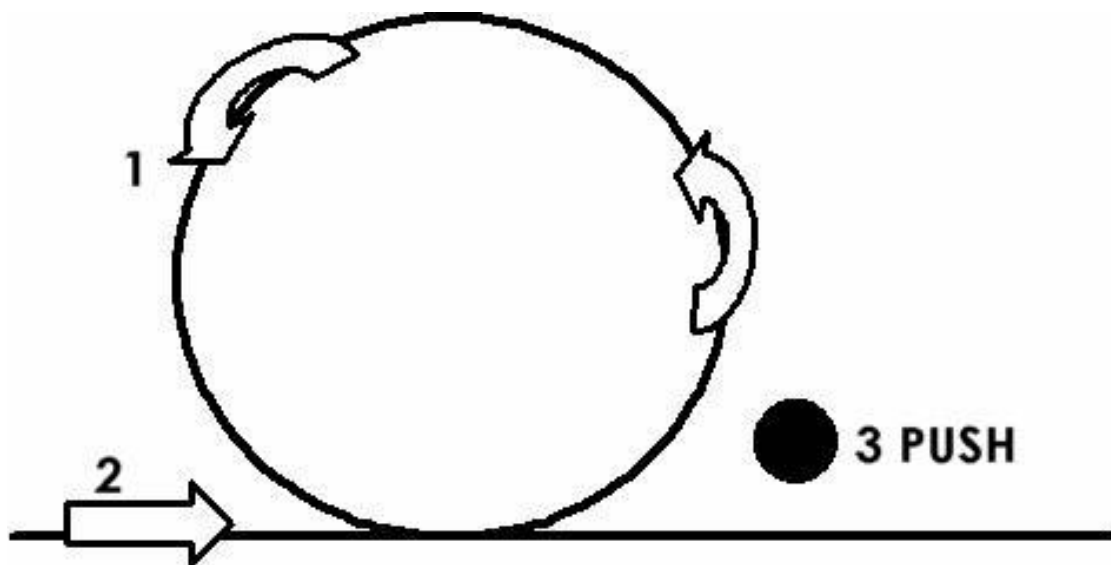
When it is time to call in the RA Energy, swap positions.

THE SYMBOLS FOR CLEARING IN A LEVEL 1 ATTUNEMENT

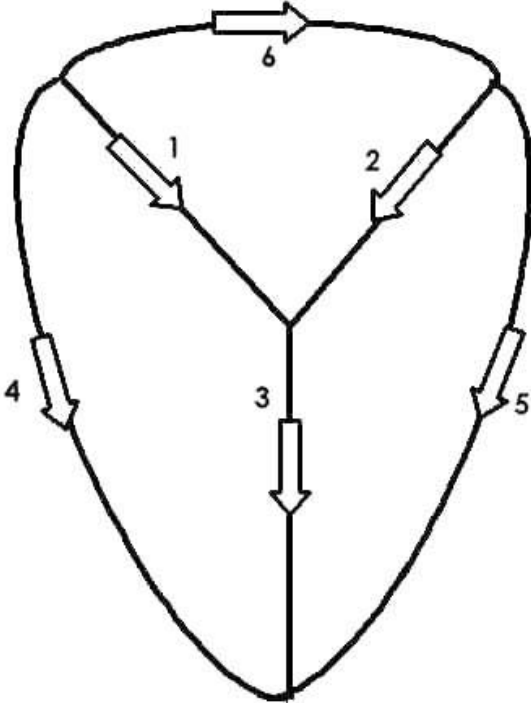
KA-TOTH



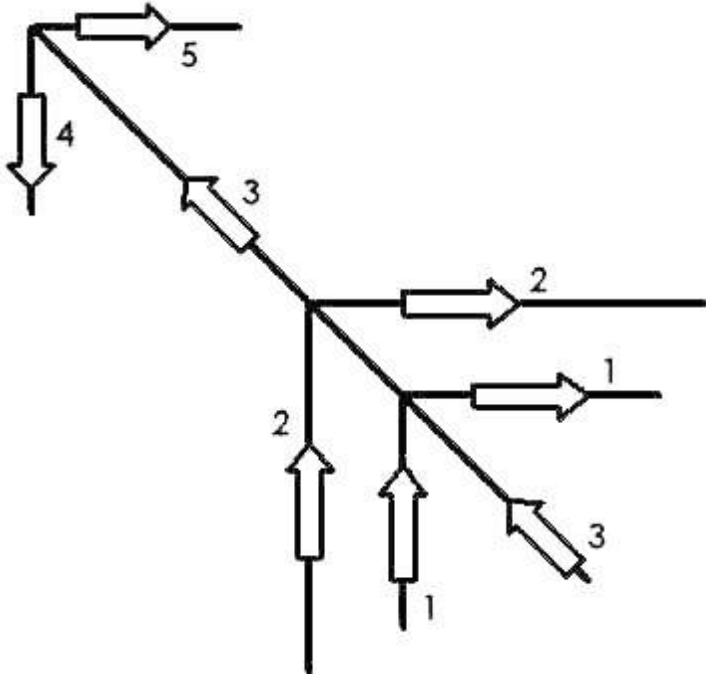
KA-SET



ORDER OF THE DRAGONS

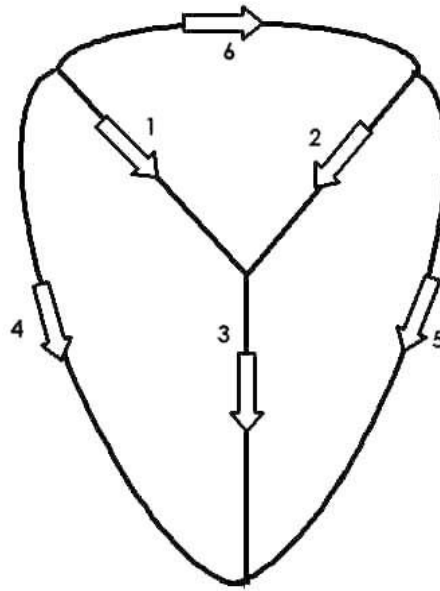


ORDER OF THE PRIESTHOOD

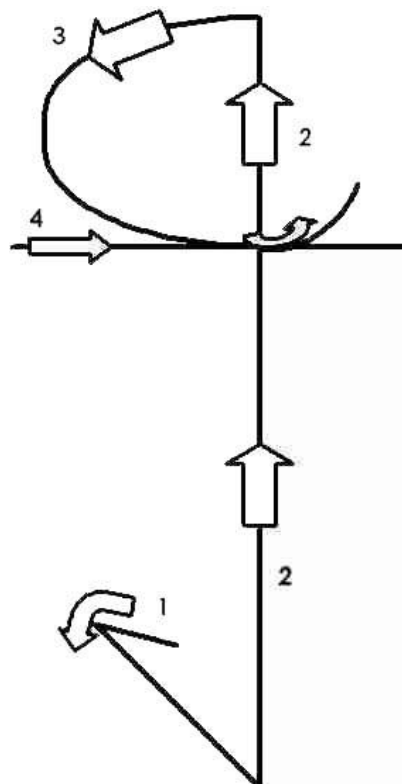


THE LEVEL 1 ATTUNEMENT SYMBOLS ARE

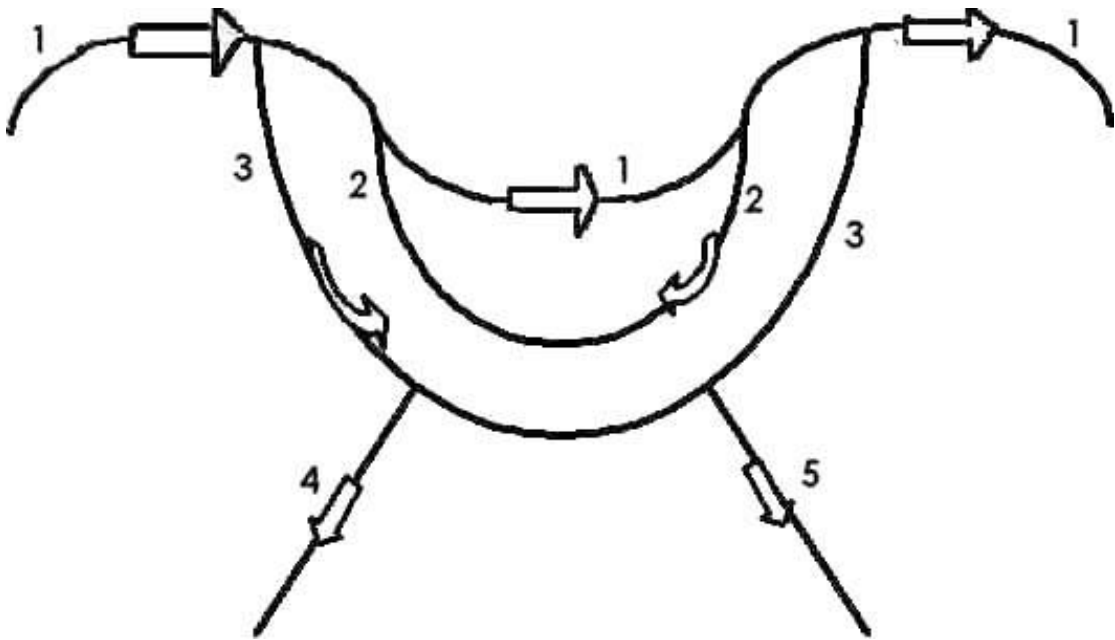
ORDER OF THE DRAGONS



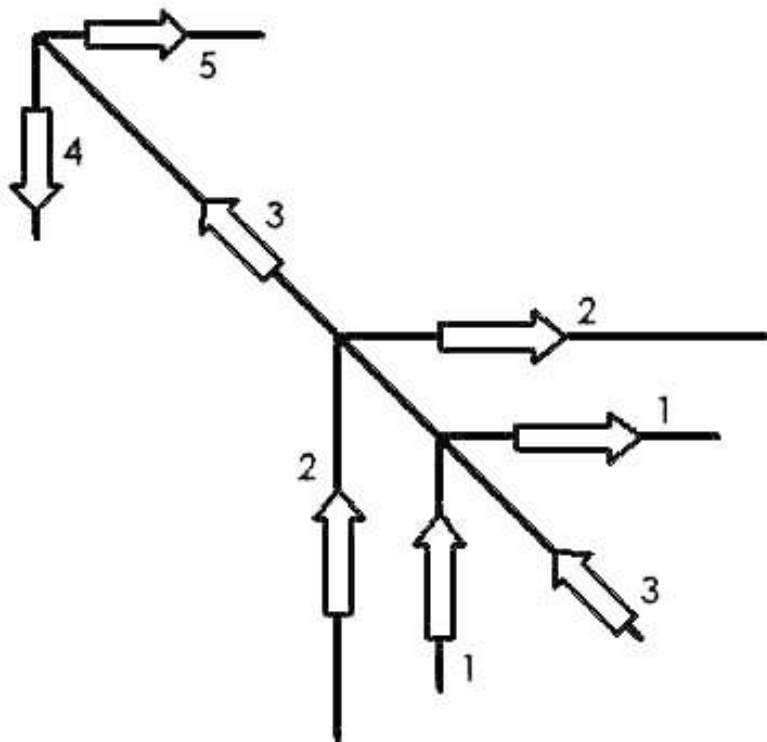
ORDER OF EGYPT



ORDER OF THE PHARAOH

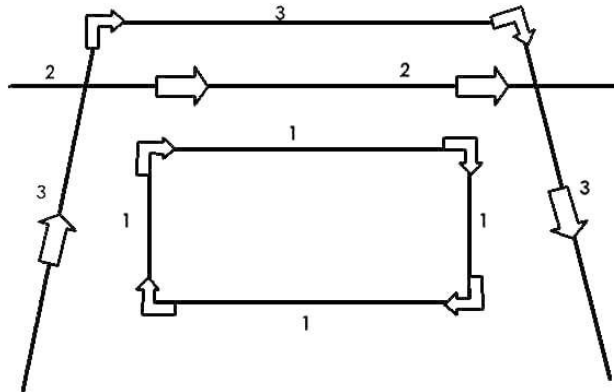


ORDER OF THE PRIESTHOOD



CLOSE THE ATTUNEMENT

THE DOOR



THE SEAL OF ISIS

